



Guam Memorial Hospital Authority Aturidåt Espetåt Mimuriåt Guåhan



850 GOV. CARLOS CAMACHO ROAD
OKA, TAMUNING, GUAM 96913
TEL: (671) 647-2444 or 647-2330
FAX: (671) 649-0145

June 8, 2009

2009 JUN 12 AM 10:44

VIA HAND DELIVERY

The Honorable Judith T. Won Pat
Senator and Legislative Speaker
Thirtieth Guam Legislature
Ste. 201, 155 Hesler Place
Hagåtña, Guam 96910

RE: PL 29-113 REPORTING REQUIREMENTS


Dear Speaker Won Pat:

Buenas yan Saludu! Pursuant to Public Law 29-113, we are submitting herewith a copy of our interim financial reports for the month of May 2009. We also transmitted these reports to your office through electronic mail and posted under GMHA Finances - Financial Statements in the Hospital's website.

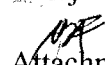
Should you require any further information, please feel free to contact me at 647-2828.

Dangkulo Na Agradesimiento. Put respetu.


Senseramente,


Peter John D. Camacho, MPH
Hospital Administrator/CEO

PJC/jbf:cc


Attachments

Admin Repository 901987.3

30-09-0711
Office of the Speaker
Judith T. Won Pat, Ed. D.
Date _____
Time _____
Received by 

0719



GUAM MEMORIAL HOSPITAL AUTHORITY

Aturidat Espetat Mimuriat Guahan
 850 GOV. CARLOS CAMACHO ROAD
 OKA, TAMUNING, GUAM 96913
 TEL.: (671) 647-2544 or (671) 647-2330
 FAX: (671) 649-0145



INTERIM FINANCIAL STATEMENT

STATEMENT OF REVENUES AND EXPENDITURES (Unaudited)

	10/31/2008	11/30/2008	12/31/2008	1/31/2009	2/28/2009	3/31/2009	4/30/2009	5/31/2009	6/30/2009	7/31/2009	8/31/2009	9/30/2009
		YTD	YTD	YTD	YTD	YTD	YTD	YTD	YTD	YTD	YTD	YTD
Revenues												
Net Patient Revenues	\$6,346,826	\$12,228,470	\$18,069,535	\$23,849,902	\$31,160,605	\$39,683,786	\$48,621,764	\$58,232,198				
Other Revenues	92,783	171,599	273,354	374,128	456,487	555,170	1,443,965	1,528,401				
Total Revenues	\$6,439,609	\$12,400,068	\$18,342,889	\$24,224,031	\$31,617,092	\$40,238,955	\$50,065,729	\$59,760,599				
Expenditures												
Total Expenditures	\$7,445,383	\$15,518,470	\$23,234,259	\$33,320,953	\$41,480,712	\$48,862,204	\$55,539,497	\$63,630,037				
Non-Operating Revenues												
Total Non-Operating Revenues	700,831	1,156,165	1,479,415	1,479,415	1,572,770	3,392,129	3,668,565	4,229,488				
Net Revenues Over/(Under) Expenditures	(\$304,942)	(\$1,962,237)	(\$3,411,954)	(\$7,617,507)	(\$8,290,850)	(\$5,231,119)	(\$1,805,203)	\$360,050				

Note: The Hospital has successfully completed the FY2008 Audit in March 2009. The Hospital has since entered the FY2008 auditor's adjusted entry April 2009. The entries reflect audit ending balance as of September 30, 2008, and thus moving forward.



GUAM MEMORIAL HOSPITAL AUTHORITY

Aturidat Espetat Mimuriat Guahan
850 GOV. CARLOS CAMACHO ROAD
OKA, TAMUNING, GUAM 96913
TEL.: (671) 647-2544 or (671) 647-2330
FAX: (671) 649-0145



INTERIM FINANCIAL STATEMENT

STATEMENT OF NET ASSETS (Unaudited)

	10/31/2008	11/30/2008	12/31/2008	1/31/2009	2/28/2009	3/31/2009	4/30/2009	5/31/2009	6/30/2009	7/31/2009	8/31/2009	9/30/2009
Assets												
Cash - Operations	\$2,002,016	\$543,407	\$805,998	\$486,981	\$849,123	\$1,662,860	\$1,925,294	\$1,422,295				
Accounts Receivable (Net)	33,663,747	34,230,499	33,496,577	33,352,071	34,399,213	36,046,691	37,609,625	39,719,590				
Other Assets	<u>52,356,481</u>	<u>51,975,373</u>	<u>50,978,068</u>	<u>50,661,434</u>	<u>50,241,992</u>	<u>52,507,133</u>	<u>52,024,485</u>	<u>51,828,462</u>				
Total Assets	\$88,022,244	\$86,749,279	\$85,280,643	\$84,500,486	\$85,490,328	\$90,216,684	\$91,559,404	\$92,970,348				

Liabilities & Fund Balance												
Short Term Liabilities	\$37,306,474	\$37,556,518	\$37,495,740	\$40,890,687	\$42,486,626	\$44,111,972	\$42,006,065	\$41,197,451				
Long Term Liabilities	21,472,633	21,606,919	21,648,778	21,679,226	21,746,472	21,787,753	21,810,463	21,864,767				
Fund Balance	<u>29,243,137</u>	<u>27,585,843</u>	<u>26,136,125</u>	<u>21,930,573</u>	<u>21,257,230</u>	<u>24,316,960</u>	<u>27,742,875</u>	<u>29,908,129</u>				
Total Liabilities & Fund Balance	\$88,022,244	\$86,749,279	\$85,280,643	\$84,500,486	\$85,490,328	\$90,216,684	\$91,559,404	\$92,970,348				

Statement of Changes in Fund Balance												
	10/31/2008	11/30/2008	12/31/2008	1/31/2009	2/28/2009	3/31/2009	4/30/2009	5/31/2009	6/30/2009	7/31/2009	8/31/2009	9/30/2009
Balance at Beginning of year	\$29,548,079	\$29,548,079	\$29,548,079	\$29,548,079	\$29,548,079	\$29,548,079	\$29,548,079	\$29,548,079				
Excess of Expense over Revenue	(304,942)	(1,962,237)	(3,411,955)	(7,617,507)	(8,290,849)	(5,231,120)	(1,805,204)	360,050				
Fund Balance, Current	\$29,243,137	\$27,585,843	\$26,136,125	\$21,930,573	\$21,257,230	\$24,316,960	\$27,742,875	\$29,908,129				